


LEMAS[®]



HYDRAULIC PLATE BENDING ROLL

目次

CONTENTS.....

公司簡介.....	2
COMPANY PROFILE	
產品類別.....	3
PRODUCTS SERIES	
產品說明.....	6
PRODUCTS CONSTRUCTION	
產品構造.....	15
STRUCTURE OF PRODUCTS	
產品規格.....	16
SPECIFICATIONS OF PRODUCTS	
產品圖.....	18
PHOTOS OF PRODUCTS	



公司簡介

COMPANY PROFILE

本公司於西元1950年創立於嘉義市，始以生產手動機械及其他加工機械為主，歷經農業時代至工業時代的轉型，我們在產品方面亦隨之增加輕型彎板機，輕型剪床等項目。

六十年代，商業時代的來臨，為了滿足持續成長的市場需求，於1979年元設立—民雄工廠，專門負責量產並接受客戶委託特零件加工；此時我們訂定了非常重要的經營策略：開發全系列的金屬板金加工機械。爾後全力入研發設計，終於提出了可觀的成績單，1980年成功推出板金機械，同時榮獲經濟部商品檢驗局頒發外銷品管合格工廠證書，是對本公司品質的一大保證。

行銷策略的正確使本公司業務快速成長，因而提早進行第二期建廠工程，成立外銷部—台北分公司，以及國內銷售服務網。

創立至今，我們一向重視先進技術的學習和引進，不僅積極參加研討會，更與學術機構簽訂輔導契約，以提升技術水準提高產品品質，不懈怠的神宗旨為我們奠定永續發展的基礎，讓我們成為全台灣唯一專業且機種齊全的板金機械製造廠。

The Company with the first factory Chia Yi Factory was established in Chia Yi City in 1950. In the beginning manual machines and some processing machines were the major products within our production range. Gone through the Agriculture Age to the Industry Age, our products added some more new lines, such as light type Folding Machines, Bending Machines and Guillotine Shears, etc. Since 70's The Commerce Age began, in order to satisfy the continual growing demand from the market, The Company set up the second factory--Min Hsiung Factory in January 1979 especially to handle mass quantity production and customers' orders for production special metal parts. In that time, The Company made one of the most important business strategies in the history of The Company: To research, design, develop and produce complete series of metal sheet working and processing machinery. After putting complete resources for some while, fruitful result finally appeared. In 1980 the complete series of machinery called " Sheet Metal Machinery" finally put out into the market. Meanwhile The Company was honorably awarded the

"Certificate of Export Q.C qualified Manufacturer" by the Bureau of Commodity inspection and Quarantine Ministry of Economic Affairs. It was truly a great encouragement and guarantee to the quality of our products. Owing to use correct marketing strategy for promoting our products, our business grew rapidly. We therefore started the second period of setup of our factory in advance. Our export division --The Taipei branch office and the local sales and service net were set up in the period.

Right since the establishment of The Company, we have always been paying very highly attention to learn and adopt the advanced techniques. We have been to many scholastic discussions and made contracts with academic organizations for extra consultation in order to upgrade our technique standard and so heighten the quality of our products. The principle of hold-on and non-slackness have set up the foundation of a endless development of The Company. We believe that The Company is the one and only one manufacturer in Taiwan which is specialized in the field of Sheet Metal Machinery and with such complete series machines.

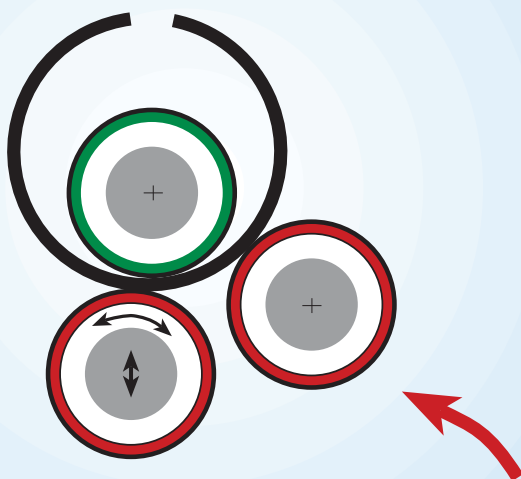


產品類別

PRODUCTS SERIES

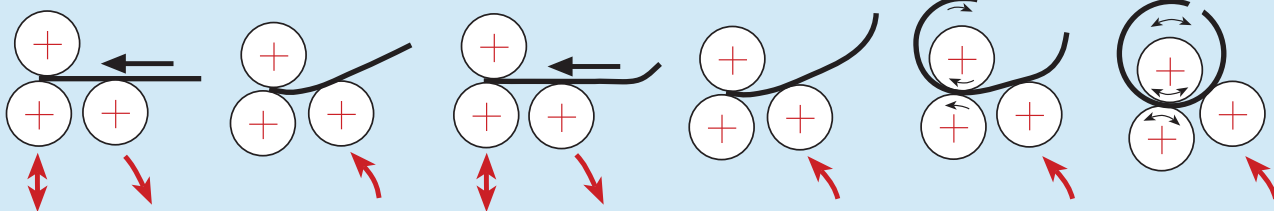
三軸單夾邊型滾圓機 3-ROLL SINGLE PINCH TYPE PLATE BENDING ROLL

3-ROLL



三軸單夾邊型滾圓機是設計用來彎曲薄鋼板的，可做單邊夾緊和預彎動作，此機含一固定上滾軸和一活動下滾軸用來夾緊鋼板，另外一可調整後滾軸用來控單頭預彎和正確直徑滾圓工作，基於每次進料僅能做單頭預彎工作，所以此機較不適合彎曲厚鋼板的，因為要將鋼板翻轉過來預彎另一頭會增加工作時間，厚度由1.5 mm至14 mm，寬度由610mm至3050 mm。

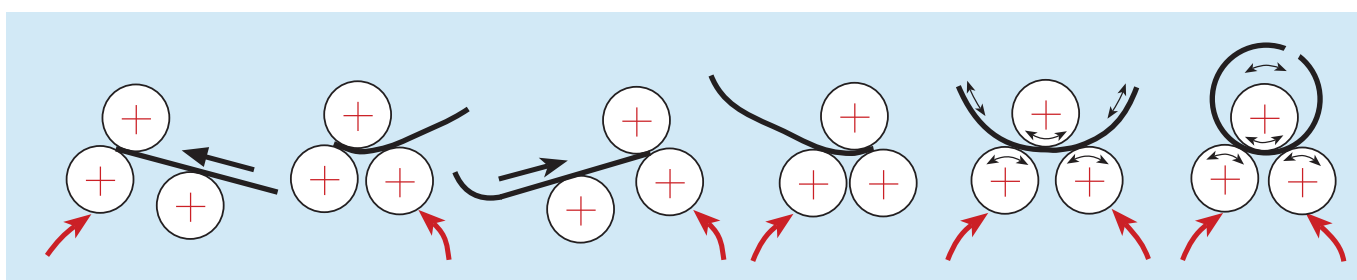
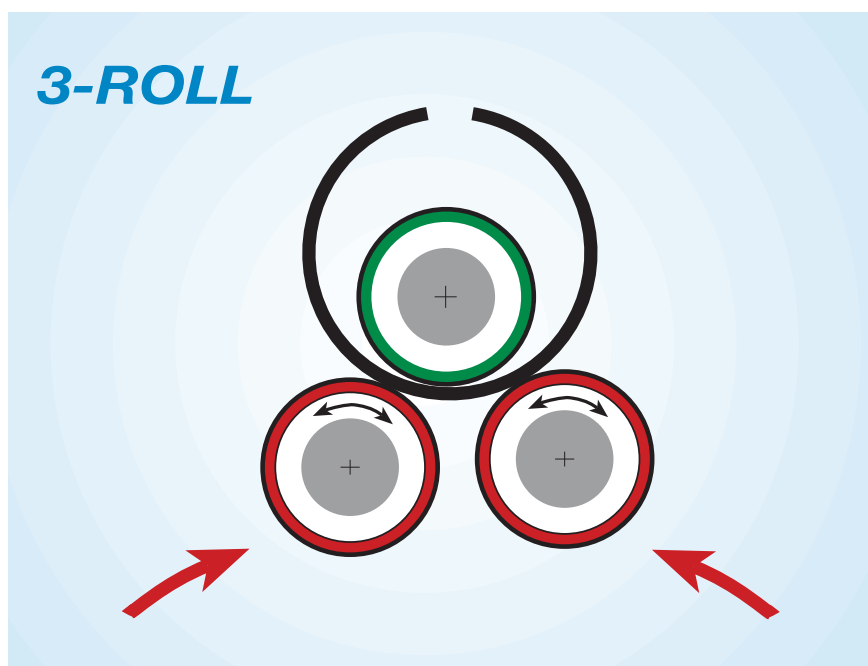
3-Roll Single Pinch Type Plate Bending Roll is designed for bending light gauge plate with single pinch and prebending operation. This one incorporates a fixed top roll and a movable bottom roll used to clamp the steel plate against the top roll, and an adjustable rear roll which controls the first edge prebending and actual bending diameter. Due to only one end prebending for each insertion of steel plate, this machine is not suitable for bending heavy gauge plate, for it needs to remove and turn the plate to prebend the other edge to cause more time for material handling. It's most suitable to do the job from 1.5 mm to 14 mm thickness by 610 mm to 3050 mm width.



三軸雙夾邊型滾圓機 3-ROLL DOUBLE PINCH TYPE PLATE BENDING ROLL

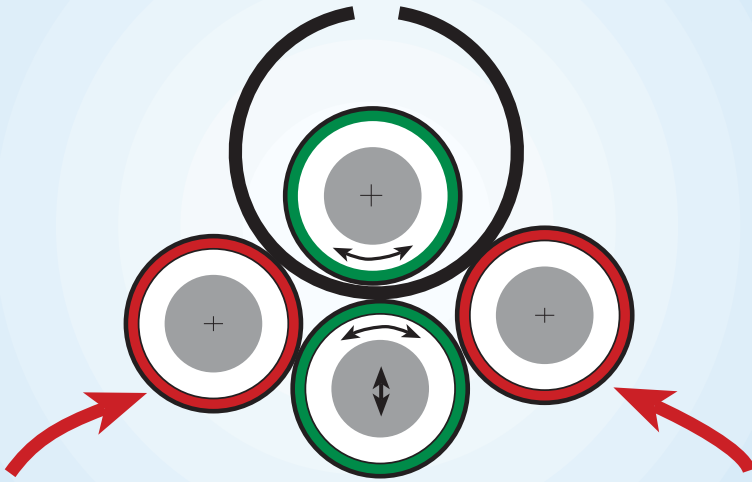
三軸雙夾邊型滾圓機是設計用來彎曲厚鋼板的，可做雙邊夾緊和預彎動作。此機含一支固定上滾軸和兩支可獨立調整的下滾軸，此機可做對稱式和不對稱的彎曲工作，而且因為它是雙夾邊型機，所以可控制一次進料便可做雙頭預彎工作，預彎是用來將鋼板之兩端部之平口降至最小，而其完成是將鋼板放在上滾軸和下滾軸間夾緊，而用另一支下滾軸將夾部份彎曲至所需的圓弧，此點在大型機中彎曲厚鋼板時是很重要的，厚度由6mm至60mm，寬度由2000mm至6000mm。

3-Roll Double Pinch Type Plate Bending Roll is designed for bending heavy gauge plate with double pinch and prebending operation. This one incorporates a fixed top roll and two independently adjustable bottom rolls. This machine is able to do symmetrical and asymmetrical bending works. Moreover, since it's a double pinch machine which controls two edge prebending with one insertion of steel plate. For prebending is the way to reduce the flat end of steel plate to minimum on the both edges. This is accomplished by clamping the steel plate by top and one bottom roll and bending the clamped portion by another bottom roll to the desired radius. This is most important for heavy gauge material bending on large machines. It's most suitable to do the job from 6 mm to 60 mm thickness by 2000 mm to 6000 mm width.



四軸雙夾邊型滾圓機 4-ROLL DOUBLE PINCH TYPE PLATE BENDING ROLL

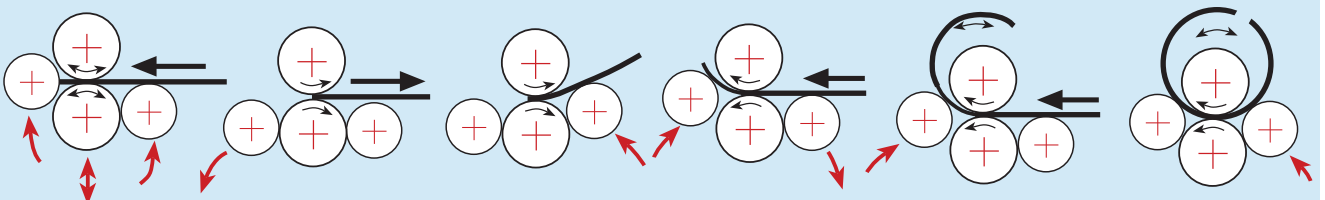
4-ROLL



四軸雙夾邊型滾圓機是設計用來彎曲厚鋼板的，可做雙邊夾緊和預彎動作。此機含一支固定上滾軸和三支可獨立調整的下滾軸，此機的組立像是三軸雙夾邊型機再加一支下滾軸在下面，它擁有包含三軸單夾邊型機和三軸雙夾邊型機在夾料和預彎上的優點。並且它是最典型大量生產使用的機種，且適合搭配CNC操作，因為一旦材料被上下軸夾就會提供一個參數點，並且左右雙軸的置便可被計算出來並輸入電腦中，厚度由6 mm至60 mm，寬度由1500 mm至6000 mm。

4-Roll Double Pinch Type Plate Bending Roll is designed for bending heavy gauge plate with double pinch and prebending operation. This one incorporates a fixed top roll and 3 pcs independently adjustable bottom rolls. This machine is with the same arrangement of double pinch type machine but adds another bottom roll on bottom side which is combined with the advantage of single pinch type and double pinch machine for both clamping and prebending. More over it's the best style mass production machine to do with a CNC, because once the material is clamped by the top and the central bottom roll can provide a fixed reference point. Therefore once the material is being clamped by the top and the central bottom roll the positioning of other two side bottom rolls can be calculated and into computer.

It's most suitable to do the job from 6 mm to 60 mm thickness by 1500 mm to 6000 mm width.



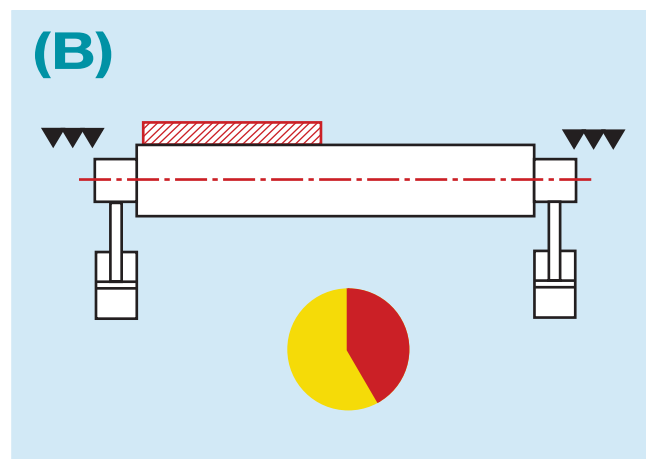
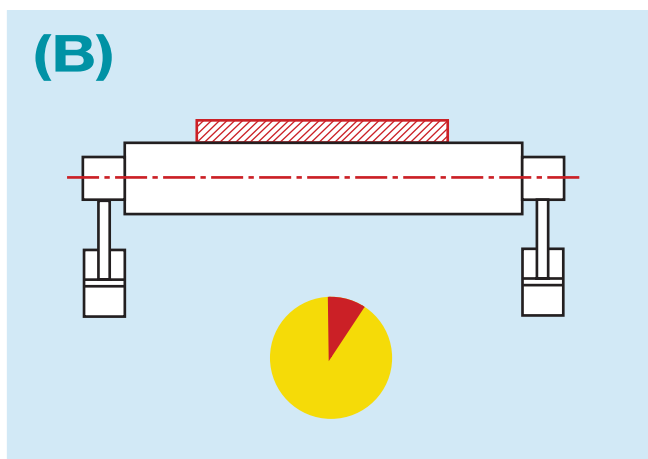
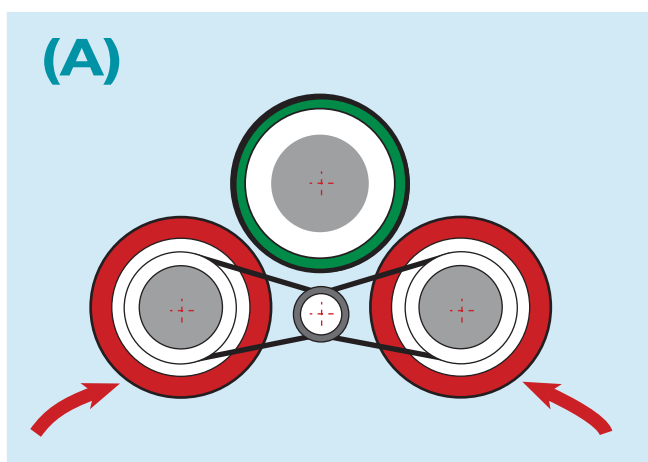
產品說明

PRODUCTS CONSTRUCTION

機械結構 MACHINE ARRANGEMENT

本機是採三軸金字塔形排列，上滾軸固定而兩下滾軸為油壓式主驅動可獨立調整，其調整路徑為向共同中心點移動之弧形路徑（圖A），捲製殼板時與上滾軸保持準確之平行滾動（圖B），全鋼焊接結構，馬達座，尾軛座和機底座係分別加工後再確的組裝，並以金屬蓋板密封為一完整機體，機架皆經噴砂至SA21/2 級，紅丹底漆兩道和外面漆兩道。

This machine is equipped with three rolls arranged such as pyramid, top roll fixed, and two bottom rolls are hydraulically main driven and could be adjusted independently. The adjusting path is removed to the mutual center by curve way (Fig A), also keep a correct parallel rolling with top roll while bending (Fig .B). All steel welded construction with motor base. end yoke frame and machine base are processed individually then thru precision assembling and covered by steel plate on surface finally. The frame is thru sanding to SA21/2 grade, covered by two times of prime painting, and two times of final painting on surface.



操作方式 MACHINE OPERATION

一個集中式按鈕操作面板安裝在一個移動式工作台上，提供在機器周圍最適的操作位置，並且具備有LED液晶指示器，可看出下滾軸的正確位置（圖A）。

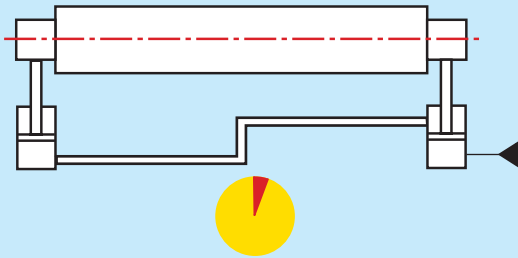
圓錐體滾圓是調整油路開關，使下軸傾斜再配合於上軸端的圓錐滾圓裝置使用（圖B）。

An centralized push button control panel mounted on a movable working stand provides the most suitable operating position access to machine. Also equipped with LED Indicators which can display the actual position of bottom rolls (Fig A). Cone bending is performed by adjusting the switch of hydraulic to make the bottom rolls tilted first, and also used with a Cone Bending Attachment on the end of top roll (Fig B).

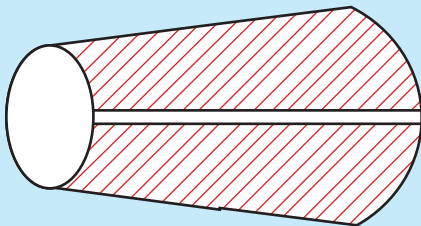
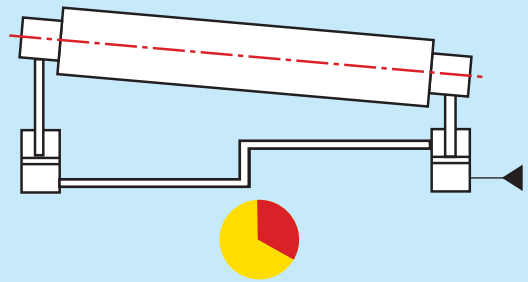


■ 操控箱 Centralized Push Button Control Panel

A



B



驅動方式 MACHINE DRIVING

本機主驅動是以雙凸軸馬達輸送油量至低速徑向活油壓馬達，傳動速機齒輪，並藉由驅動之直接齒輪傳動。兩下滾軸間係由驅軸臂連軛，使能在同心圓內的轉動，並由滾軸鍊條傳輸至上滾軸，而以滑動離合器來驅動，以達成上滾軸可同時轉動的功能，以適合加工較薄的工作物，主驅動油壓馬達具有油壓快慢速度裝置，滾軸約 3-6M/min 之間轉速，齒輪軸心等驅動傳輸零件，均按 JIS 或 ASME 規定材質使用，以符合重負荷使用條件，其面並作必要的處理。

Main drive is held with a dual shaft motor pump to transmit oil to the low speed radial piston hydraulic motor, to drive the gear in reducer, and by the direct gear actuated. Two bottom rolls are connected with a cam arm ensure a circle rotation, and transmitted to top roll by roll chain, also actuated with a slip clutch, provide a different speed for in or out diameter of workpiece, and all the three rolls can be turned synchronously, thus even the thinner workpiece can be worked. The main drive hydraulic motor is equipped with a fast and slow speed turning device, its rolling speed is about 3-6M/ min. All the gears and pinions etc. are made by JIS or ASME standard, to meet with heavy load working condition, and the surface equipped with necessary processing.



上滾軸以滑動離合器來驅動
Top Roll Is Actuated With Slip Clutch



低速徑向活油壓馬達和傳動速機
Low Speed Radial Piston Hydraulic Motor And Speed Reducer.



油壓尾輥 HYDRAULIC ENDYOKE


本機之尾輥為實心鋼板組焊而成，並經機械加工配合軸承，以適宜重負荷操作，附有鎖定裝置以確保操作之安全性，尾輥升降油壓活，其面經鍍硬鉻處理厚度0.05 mm，尾輥下降前有頂住裝置，先頂住上軸後尾輥再行脫離，雙動油壓缸以確保尾輥和上滾軸緊密結合，尾輥開關採油壓按鈕操作開/關，方便迅速。

The endyoke frame is welded by heavy duty steel plate, machining first then put together with bearing to meet with heavy load operation, also with locking device for safety during operation. The piston rod of end yoke cylinder comes with 0.05 mm thickness hard chrome coated on surface. Double safety device to lift the top roll first then release the endyoke down. Double acting cylinder permits a tight connection between top roll & endyoke frame.

Endyoke movement ON/OFF switch by hydraulic push button control provides fast and convenient operation.



■ 氣風扇冷却設備
Fan Cooling System
For 25HP-50HP models



■ 雙動油壓缸驅動之油壓尾輥架
Double Acting Cylinder Actuated
Hydraulic Endyoke Frame.

油壓系統 HYDRAULIC SYSTEM



- 邏輯式油壓系統和雙凸軸控馬達
Logic Hydraulic System With Dual Shaft Control Motor
25HP-50HP 氣風扇冷却設備 fan cooling system
60HP以上 水冷却器 water cooler device

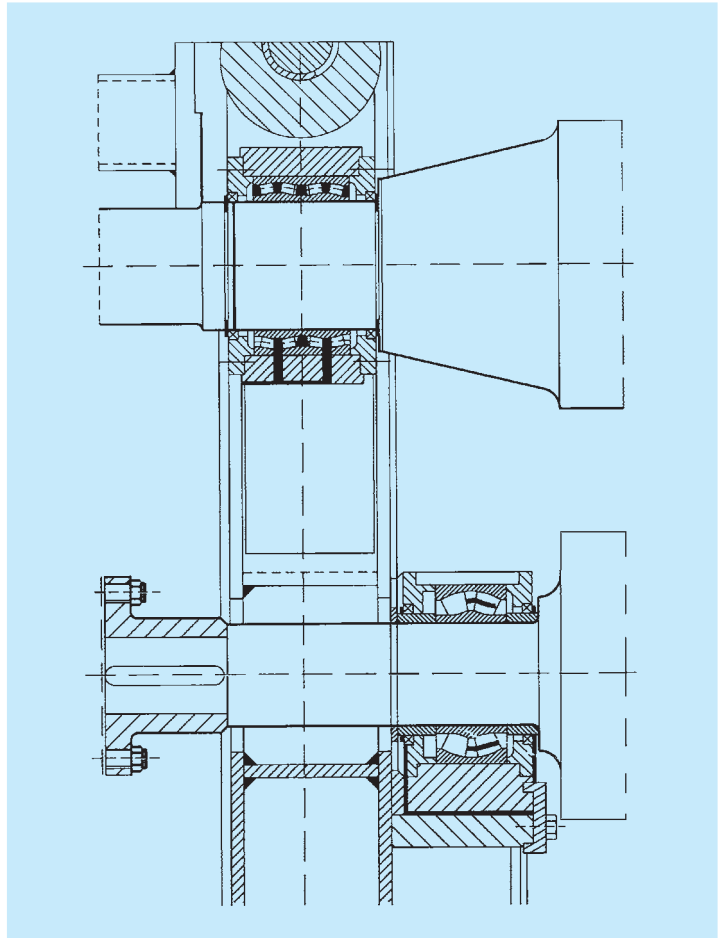
本邏輯式油壓控系統是和一雙凸軸的馬達相配合，含兩個油壓齒輪幫浦（滾軸300mm ϕ 以上機種），左幫浦傳輸油量給升降油缸，右幫浦傳輸油量至油壓馬達做傳動工作，以使主機傳動和下軸升降可同時進行。邏輯式油壓控系統下滾軸之油壓回路配備有回閥，並有正確的油壓煞車裝置，以配合滾軸之正轉和逆轉操作。油壓系統裝置有釋壓閥或壓力開關，使動作後有迅速回復正常狀況的能力，整體系統之管路設備採JIS STPG38同級品，均以耐壓210kg/cm²(2986磅)而定並附有安全保護裝置，密閉系統以容易維修，防塵及減少噪音為主的要求。

The logical hydraulic system is equipped with two hydraulic gear pumps to work with dual shaft motor (Models on rolls 300mm ϕ above), left pump transmits the oil to up & down cylinders and right pump transmits the oil to hydraulic motor for driving action, thus the machine main drive and bottom rolls upward and downward can be done at the same time. Bottom rolls circuit with check valve and correct hydraulic braking device meets rolls forward and reverse operation. System also with pressure released valve or pressure switch can rapidly be back to normal after operation. All pipings are supplied with JIS STPG38 grade, anti-pressure standard controlled by 210kg/cm²(2986PSI) and with safety protect. Fully closed circuit permits easy maintenance, anti-dusted, and less noisy main requirements.

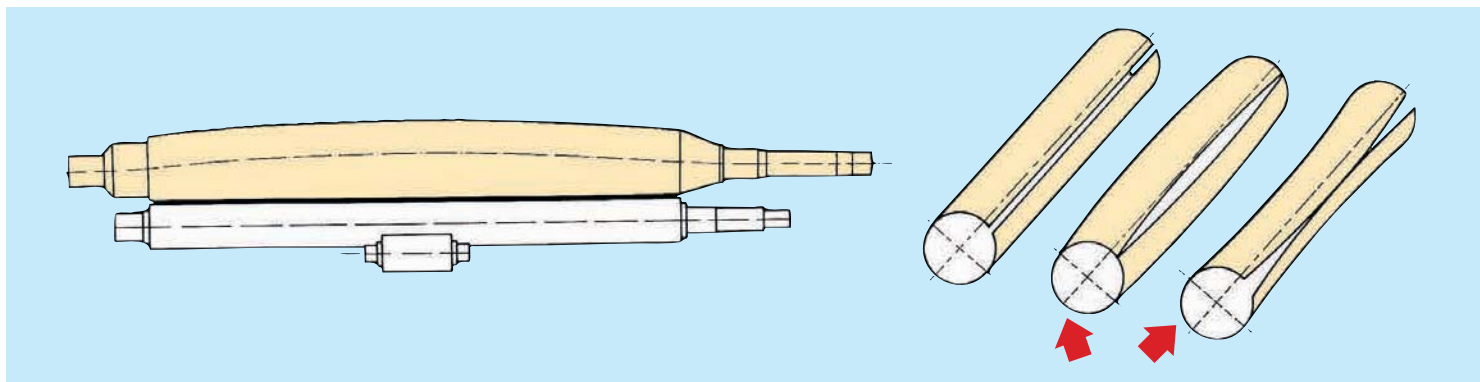
滾軸結構 ROLL CONSTRUCTION

滾軸為S45C實心碳鋼，含碳量0.45%以上，先調質其材質後，在於其面做高週波熱處理至硬度HRC45以上。上滾軸是採中凸設計，中凸就是滾軸外部滾圓時的補強作用，因為滾軸其中間比兩端較厚時，它在滾圓過程受壓力時更能對應鋼板。所有滾軸皆配有自動對準自動潤滑之滾珠軸承，使得滾圓時較為省力，長保機器之使用年限。

All rolls are made of S45C solid steel with carbon 0.45%. To regulate its material character first then go thru high frequency heat treatment on surface to HRC45 or above. Top roll comes with cambering design, cambering is the way of compensating for the outward bending of the rolls. Since the roll is thicker at the center than at the ends, it lies more evenly against the plate when under pressure during the process. All rolls are equipped with self-aligning & lubricating roller bearings, provide more force saving during bending process and extend working time on machine.



自動對準滾輪軸承
Self Aligning Roller Bearing.



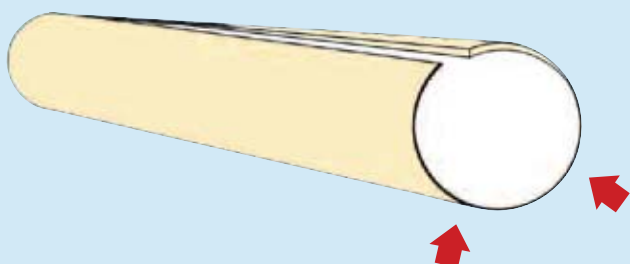
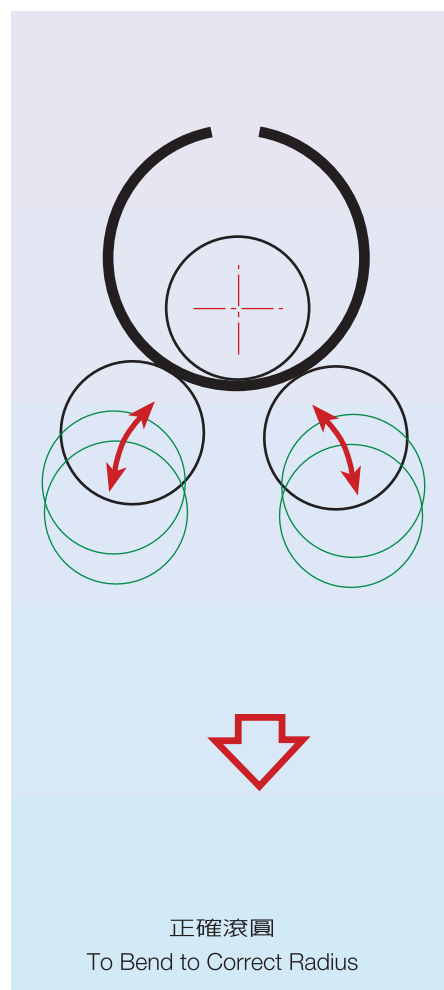
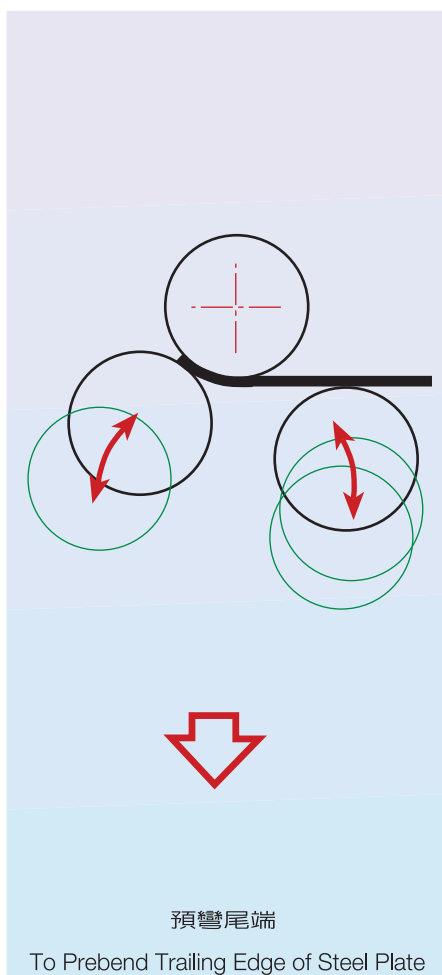
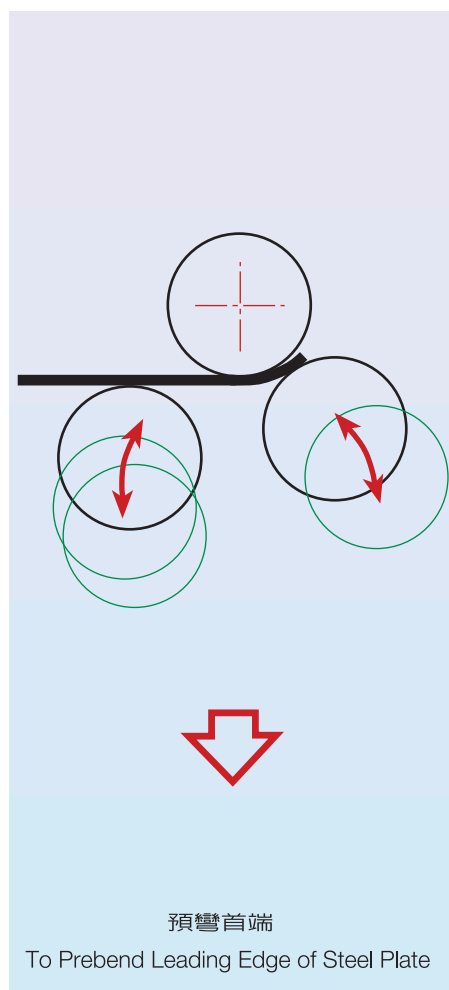
上滾軸中凸結構以使加工過程成一直線狀
Precision Cambering is Made In Top Roll Provides A Straight Forming Line During The Process

兩種錯誤的中段成型
Two Kinds of Error Bending At The Centre

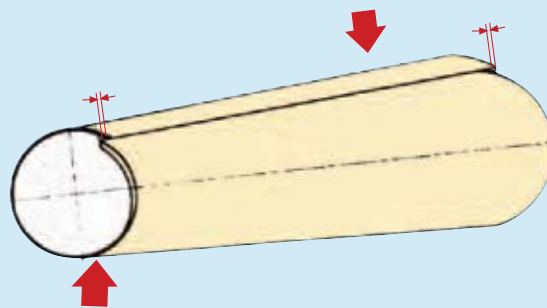
加工方式 WORKING METHOD

本機的加工方式是預彎鋼板首端，再預彎尾端至所需要的弧度，最後再將兩支下滾軸分段上昇，以配合滾圓動作。

The working method is to prebend the leading edge of steel first, then to prebend the trailing edge to desired radius, furthermore is to drive the both bottom rolls up in a few sections to meet the bending operation.



■ 校正變成大小頭錐形體的滾圓
Calibration By Rolling In A Cone Position



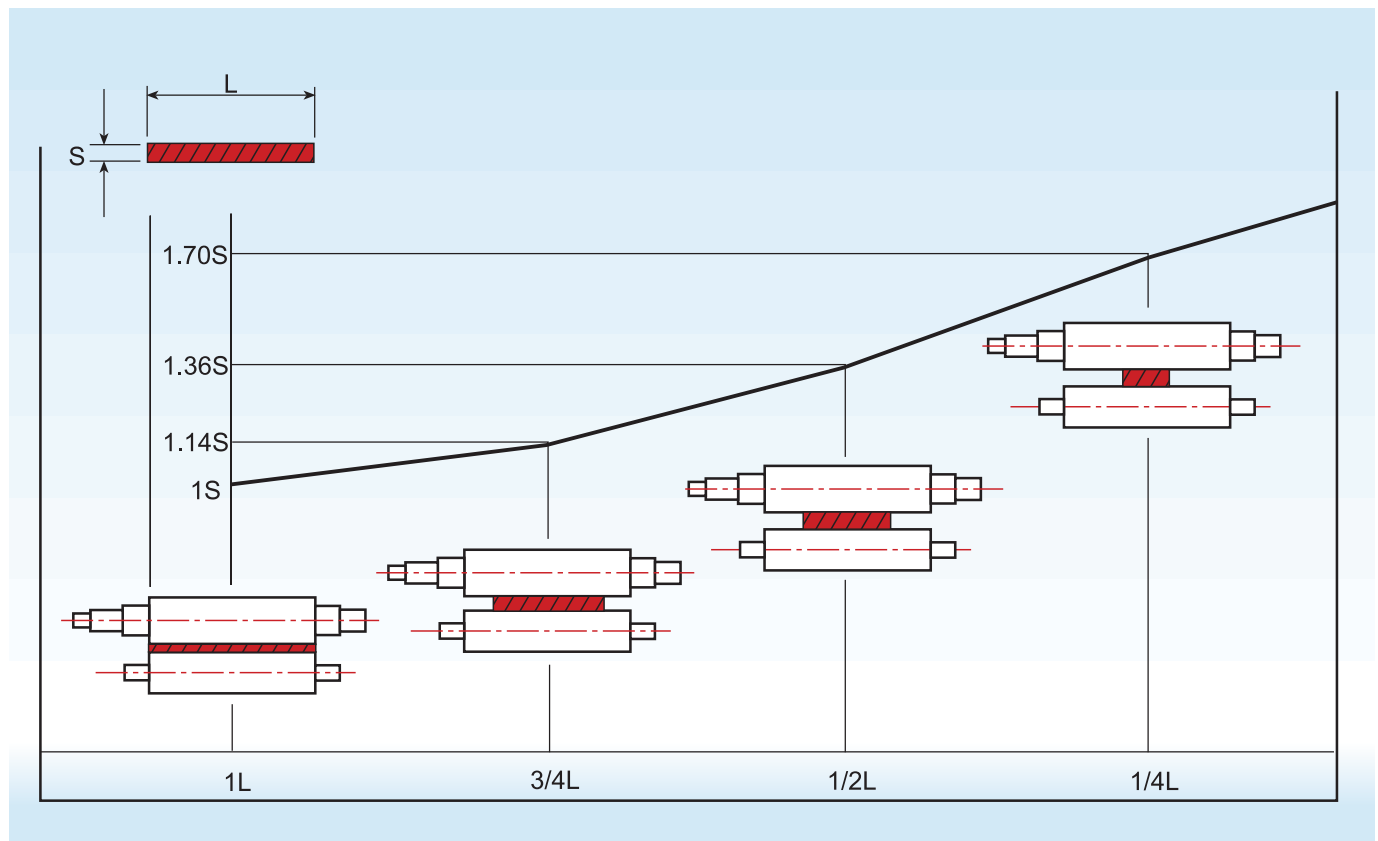
■ 反方向傾斜的下滾軸，以便校正不良的滾動
Calibration To Correct A Badly "Turned" Cylinder Is Accomplished By Tilting Each Bottom Roll To Opposite Cone And Inverse Cone Positions.

加工能力 WORKING CAPACITY

本機的加工能力是以鋼板抗拉強度 $550\text{N/mm}^2(56\text{kg/mm}^2)$ (降伏點 $270\text{N/mm}^2 \cdot 28\text{kg/mm}^2$) 之預彎能力而定，預彎之最小弧度約為上滾軸的1.5倍，當最小加工直徑增加為上滾軸的五倍時，其滾圓能力變為預彎能力的1.5倍，圓錐滾圓能力是預彎能力的2/3能力。

The working capacity is based on prebending steel plate with tensile strength $550\text{N/mm}^2(56\text{kg/mm}^2)$ or (yield point $270\text{N/mm}^2 \cdot 28\text{kg/mm}^2$). The minimum prebending diameter is about 1.5 times of top roll diameter, While the minimum bending diameter goes up to 5 times of top roll diameter, the bending capacity becomes to 1.5 times of prebending capacity. Cone bending capacity is about 2/3 of prebending capacity.

METAL SHEET THICKNESS VARIATION IN ACCORDANCE WITH THE ROLLING WIDTH :



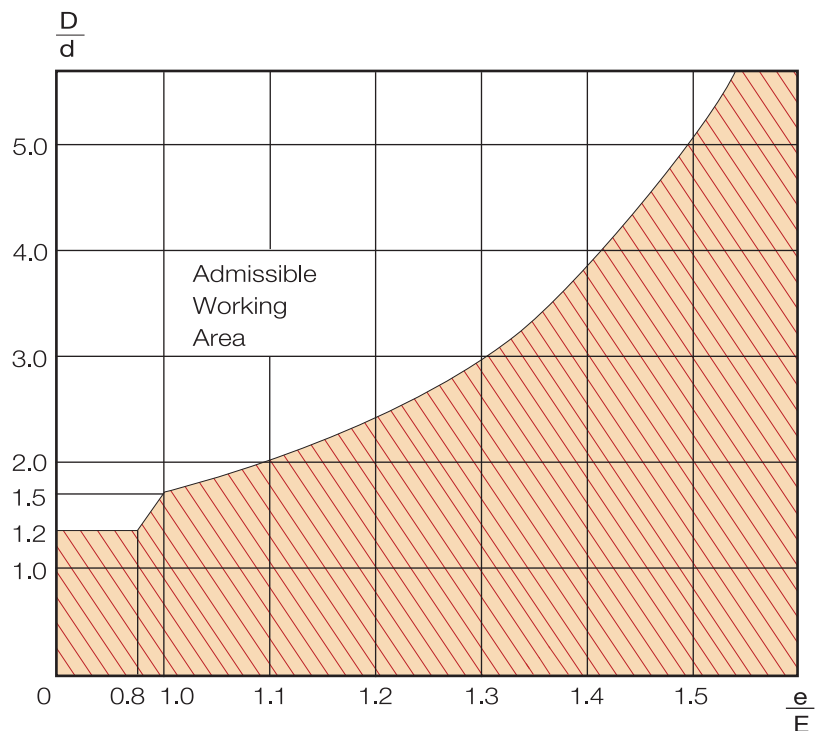
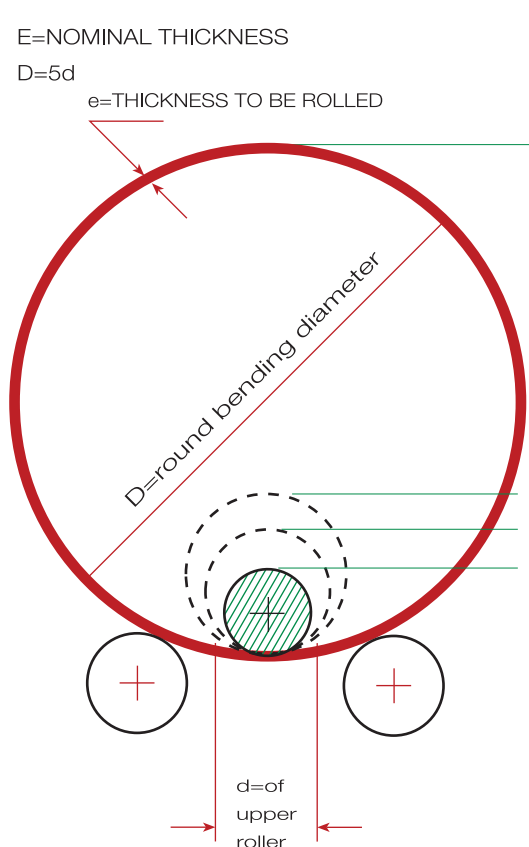
■ 附註

在此圖中我們拿一工作物直徑為上滾軸的5倍，我們可以將鋼板滾圓能力提高為預彎能力的1.5倍。基於機械原理，此工作範圍區達到1.5倍預彎能力時，已經是接近機器的上限。

■ EXAMPLE

As shown in the graphic, we take a work piece which diameter is 5 times diameter of top roll diameter, and so, we can roll steel plate 1.5 times in thickness than when we use prebending capacity. By technical reasons, the Admissible Working Area going up till 1.5 times of prebending capacity has approached to maximum of the machine.

■ METAL SHEET THICKNESS VARIATION IN ACCORDANCE WITH THE ROLLING DIAMETER :



產品構造

STRUCTURE OF PRODUCT

現在你已經更加了解滾圓機的各種類型，並且也大致選定了你所想要的機種，請繼續研究以下的詳細說明，並參考各種圖片和規格，再選擇幾個機型請我們各地的業務員或代理商向你報價。不論是品質種類性能規格以及價錢，你都一定會滿意的。

Now, we believe you have already been more understanding for varieties of Plate Bending Roll, also perhaps you have selected one or two items already. Please continue to study the following details, refer to the photos & specifications, and then select some models to ask our sales or agents to give you a formal quotation. You shall always satisfy our machines whatever in quality, item, function, specification as well as prices.



- A 硬化全鋼軸
Hardened Steel Rolls
- B 圓錐型滾圓裝置
Cone Bending Device
- C 尾軛起動開關
End Yoke ON/OFF Switch

- D 油壓尾軛端架
Hydraulic End Yoke
- E 液晶指示裝置
LED Position Indicators
- F 移動式操作盤
Remote Control Panel

- G 油壓控系統
Hydraulic Control System
- H 兩側進料支架 (選購配備)
Two-Side Support Arm (Option)
- I 垂直圓支架 (選購配備)
Overhead Support Arm (Option)

產品規格表

SPECIFICATIONS OF PRODUCTS

三軸雙夾邊型滾圓機產品規格表 3-ROLL DOUBLE PINCH HYDRAULIC PLATE BENDING ROLL

MODEL	SPEC.	PREBENDING CAP. 預彎MM	3xTOP ROLL DIA. 滾圓MM	5xTOP ROLL DIA. 滾圓MM	ROLL DIA. 軸徑MM	MOTOR 馬力HP	WEIGHT 重量KG	SIZE OF CASE 裝箱尺寸 MM
LHF-606H		6 x 2000	8 x 2000	9 x 2000	210	7½	4100	4013 x 1016 x 1321
LHF-608H		8 x 2000	10 x 2000	12 x 2000	230	7½	4500	4013 x 1016 x 1321
LHF-610H		10 x 2000	12 x 2000	16 x 2000	260	7½	5000	4013 x 1118 x 1549
LHF-612H		12 x 2000	16 x 2000	19 x 2000	280	10	7500	4013 x 1118 x 1549
LHF-616H		16 x 2000	19 x 2000	24 x 2000	320	25	11000	4750 x 1550 x 1950
LHF-620H		20 x 2000	25 x 2000	30 x 2000	360	30	15300	5600 x 1800 x 2080
LHF-806H		6 x 2500	8 x 2500	9 x 2500	230	7½	5300	4623 x 1016 x 1321
LHF-808H		8 x 2500	10 x 2500	12 x 2500	260	7½	6200	4724 x 1118 x 1549
LHF-810H		10 x 2500	12 x 2500	16 x 2500	280	10	8000	4900 x 1118 x 1549
LHF-812H		12 x 2500	16 x 2500	19 x 2500	310	25	11000	5105 x 1219 x 1600
LHF-816H		16 x 2500	2 x 2500	25 x 2500	340	30	14000	5350 x 1300 x 1750
LHF-820H		20 x 2500	25 x 2500	30 x 2500	370	40	17000	5791 x 1575 x 2108
LHF-825H		25 x 2500	30 x 2500	35 x 2500	420	50	21000	5900 x 1702 x 2413
LHF-1006H		6 x 3100	8 x 3100	9 x 3100	260	7½	8400	5410 x 1295 x 1770
LHF-1008H		8 x 3100	10 x 3100	12 x 3100	280	10	10800	5500 x 1397 x 1850
LHF-1010H		10 x 3100	12 x 3100	16 x 3100	310	25	13000	5994 x 1397 x 2057
LHF-1012H		12 x 3100	16 x 3100	19 x 3100	340	40	15000	5994 x 1422 x 2057
LHF-1016H		16 x 3100	22 x 3100	25 x 3100	370	50	18000	6200 x 1450 x 2250
LHF-1020H		20 x 3100	25 x 3100	30 x 3100	420	60	23000	6502 x 1500 x 2413
LHF-1025H		25 x 3100	30 x 3100	35 x 3100	460	75	30000	6655 x 1500 x 2413
LHF-1030H		30 x 3100	38 x 3100	45 x 3100	500	100	35000	6700 x 1600 x 2667
LHF-1035H		35 x 3100	44 x 3100	52 x 3100	550	125	48000	6800 x 1800 x 2650
LHF-1040H		40 x 3100	50 x 3100	60 x 3100	600	150	55000	7391 x 2210 x 2769
LHF-1210H		10 x 3700	12 x 3700	16 x 3700	340	40	18000	7100 x 1450 x 2300
LHF-1212H		12 x 3700	16 x 3700	19 x 3700	370	50	23000	7200 x 1500 x 2350
LHF-1216H		16 x 3700	22 x 3700	25 x 3700	420	60	28000	7200 x 1550 x 2400
LHF-1220H		20 x 3700	25 x 3700	30 x 3700	460	75	32000	7200 x 1600 x 2500
LHF-1225H		25 x 3700	30 x 3700	35 x 3700	500	100	35000	7290 x 1600 x 2660
LHF-1230H		30 x 3700	38 x 3700	45 x 3700	550	125	60000	7830 x 2007 x 2840
LHF-1235H		35 x 3700	44 x 3700	52 x 3700	600	125	65000	8400 x 2200 x 3200
LHF-2008H		8 x 6100	10 x 6100	12 x 6100	420	75	44000	9450 x 2250 x 2300
LHF-2016H		16 x 6100	19 x 6100	22 x 6100	500	150	70000	9860 x 2600 x 3180

* 本公司亦製造彎曲板金厚度6mm至60mm，寬度2000mm至6000mm之機型，歡迎洽詢。
Large models with thickness ranging from 6mm to 60mm and length from 2000mm to 6000mm are available upon request.

* 本型錄上所列的規格盒尺寸，本公司皆保有修改的權利，而不另行通知。
We reserve the right to modify the specifications relating to any of the above listed machines without notice.

標準裝置 STANDARD EQUIPMENT:

- 馬達電氣系統
Motor & controls
- 油壓控制系統
Hydraulic control system
- 移動式操作盤
Remote control panel
- 硬化全鋼滾軸
Hardened steel rolls
- 液晶指示裝置
LED position indicators
- 圓錐型滾圓裝置
Cone bending device
- 氣風扇冷卻設備或水冷卻器 (25HP以上)
Fan cooling system or water cooler device
- 工具箱
Tool box

選購配備 OPTIONAL EQUIPMENT:

- 垂直圓支架
Overhead support arm
- 兩側進料支架
Two-side support arm
- 冰水冷却主機
Ice water cooling main engine

四軸雙夾邊型滾圓機產品規格表 4-ROLL DOUBLE PINCH HYDRAULIC PLATE BENDING ROLL

MODEL	SPEC.	PREBENDING CAP. 預彎MM	3xTOP ROLL DIA. 滾圓MM	5xTOP ROLL DIA. 滾圓MM	ROLL DIA. 軸徑MM	MOTOR 馬力HP	WEIGHT 重量KG	SIZE OF CASE 裝箱尺寸 MM
LHF-5406H		6 x 1600	8 x 1600	9 x 1600	200	7½	6700	3734 x 1320 x 1549
LHF-5408H		8 x 1600	10 x 1600	12 x 1600	220	7½	7000	3734 x 1320 x 1549
LHF-6408H		8 x 2000	10 x 2000	12 x 2000	230	7½	7500	4039 x 1320 x 1549
LHF-6410H		10 x 2000	12 x 2000	16 x 2000	260	7½	7900	4150 x 1420 x 1600
LHF-6412H		12 x 2000	16 x 2000	19 x 2000	280	10	8200	4200 x 1520 x 1600
LHF-8406H		6 x 2500	8 x 2500	9 x 2500	230	7½	7700	4724 x 1320 x 1549
LHF-8408H		8 x 2500	10 x 2500	12 x 2500	260	7½	8600	4760 x 1420 x 1600
LHF-8410H		10 x 2500	12 x 2500	16 x 2500	280	10	10600	5500 x 1520 x 2150
LHF-8412H		12 x 2500	16 x 2500	19 x 2500	310	25	12500	4960 x 1580 x 1700
LHF-8416H		16 x 2500	22 x 2500	25 x 2500	340	30	15500	5050 x 1660 x 1750
LHF-8420H		20 x 2500	25 x 2500	30 x 2500	370	40	23000	5150 x 1750 x 1800
LHF-8425H		25 x 2500	30 x 2500	35 x 2500	420	50	27000	5250 x 1850 x 1850
LHF-10406H		6 x 3100	8 x 3100	9 x 3100	260	7½	12000	5370 x 1420 x 1600
LHF-10408H		8 x 3100	10 x 3100	12 x 3100	280	10	15000	5470 x 1520 x 1650
LHF-10410H		10 x 3100	12 x 3100	16 x 3100	310	25	17000	5750 x 1580 x 1700
LHF-10412H		12 x 3100	16 x 3100	19 x 3100	340	40	20000	5944 x 1854 x 2134
LHF-10416H		16 x 3100	22 x 3100	25 x 3100	370	50	24000	6100 x 2050 x 2450
LHF-10420H		20 x 3100	25 x 3100	30 x 3100	420	60	29000	6248 x 2300 x 3124
LHF-10425H		25 x 3100	30 x 3100	35 x 3100	460	70	36000	6248 x 2489 x 3124
LHF-10430H		30 x 3100	38 x 3100	45 x 3100	500	100	48000	6248 x 2700 x 3250
LHF-10435H		35 x 3100	44 x 3100	52 x 3100	550	125	60000	6248 x 2900 x 3300
LHF-10440H		40 x 3100	50 x 3100	60 x 3100	600	150	65000	6400 x 3100 x 3400
LHF-12410H		10 x 3700	12 x 3700	16 x 3700	340	40	21000	6550 x 1850 x 2150
LHF-12412H		12 x 3700	16 x 3700	19 x 3700	370	50	27000	6750 x 2050 x 2450
LHF-12416H		16 x 3700	22 x 3700	25 x 3700	420	60	34000	6900 x 2300 x 3124
LHF-12420H		20 x 3700	25 x 3700	30 x 3700	460	75	37000	6900 x 2500 x 3124
LHF-12425H		25 x 3700	30 x 3700	35 x 3700	500	100	45000	7000 x 2700 x 3250
LHF-12430H		30 x 3700	38 x 3700	45 x 3700	550	125	70000	7100 x 2900 x 3300
LHF-12435H		35 x 3700	44 x 3700	52 x 3700	600	125	78000	7200 x 3100 x 3400
LHF-12440H		40 x 3700	50 x 3700	60 x 3700	650	150	90000	7350 x 3300 x 3600

* 本公司亦製造彎曲板金厚度6mm至60mm，寬度2000mm至6000mm之機型，歡迎洽詢。
Large models with thickness ranging from 6mm to 60mm and length from 2000mm to 6000mm are available upon request.

* 本型錄上所列的規格盒尺寸，本公司皆保有修改的權利，而不另行通知。
We reserve the right to modify the specifications relating to any of the above listed machines without notice.

標準裝置 STANDARD EQUIPMENT:

- 馬達電氣系統
Motor & controls
- 油壓控制系統
Hydraulic control system
- 移動式操作盤
Remote control panel
- 硬化全鋼滾軸
Hardened steel rolls
- 液晶指示裝置
LED position indicators
- 圓錐型滾圓裝置
Cone bending device
- 氣風扇冷却設備或水冷却器 (25HP以上)
Fan cooling system or water cooler device
- 工具箱
Tool box

選購配備 OPTIONAL EQUIPMENT:


- 垂直圓支架
Overhead support arm
- 兩側進料支架
Two-side support arm
- 冰水冷却主機
Ice water cooling main engine

產品圖

PHOTOS OF PRODUCTS



LHF-1040H



LHF-1230H



LHF-2016H



LHF-10425H



連賢機械股份有限公司
LIEN HSIEN MACHINERY CORPORATION

嘉義市林森東路63號

63, Lin Sen East Rd., Chiayi, Taiwan.

TEL:+886-5-272-1188 FAX:+886-5-272-1177

TEL:+886-5-278-1777 FAX:+886-5-278-4120

<http://www.lemas.com.tw>

E-mail:lemas@lemas.com.tw

TAIPEI OFFICE

TEL:+886-2-2322-4766 FAX:+886-2-2322-3865

E-mail:paulyeh@lemas.com.tw